Bemusterung und Freigabe nach SWF 47.014
Sampling and Release to SWF 47.014

Aen.-Nr. *Rev. no.*	Feld *Zone*	Art der Aenderung *Revision*		Tag *Date*	Name *Name*	M *M*
117075		NEU EINGFUEHRT	*INTRODUCED / MISE A JOUR*	05.10.98	SCHA.	
00511264		POS. 3 WAR 110.389 SWF 31.361/2	*ITEM 3 WAS 110.389 SWF 31.361/2*			
		WIRD 107.959 SWF 31.361/1	*GETS 107.959 SWF 31.361/1*			
		POS. 4 WAR 182.011 WIRD 191.490	*ITEM 4 WAS 182.011 GETS 191.490*			
		POS. 5 WAR 181.995 SIEHE 181.994	*ITEM 5 WAS 181.995 SEE 181.994*			
		WIRD 186.730	*GETS 186.730*			
		POS. 10 WAR 913.787 WIRD 901.941	*ITEM 10 WAS 913.787 GETS 901.941*			
		POS. 11 WAR 916.775 1 SCHEIBE OF	*ITEM 11 WAS 916.775 1 WASHER N CHAM*			
		SWF 21.302 WIRD 906.098 1 RING	*SWF 21.302 GETS 906.098 1 RING*			
		SWF 21.338	*SWF 21.338*			
		POS. 12 WAR 906.098 1 RING SWF 21.338	*ITEM12 WAS 906.098 1 RING SWF 21.338*			
		WIRD 907.283 1 SCHEIBE OF SWF 21.302	*GETS 907.283 1 WASHER N CHAM*			
		NACH BEDARF	*SWF 21.302 AS REQUIRED*			
		POS. 13 WAR 921.218 WIRD 905.567	*ITEM 13 WAS 921.218 GETS 905.567*			
		POS. 14 WAR 905.641 WIRD 904.845	*ITEM 14 WAS 905.641 GETS 904.845*			
		POS. 21 WAR 900.214 WIRD 908.224	*ITEM 21 WAS 900.214 GETS 908.224*			
		POS. 22 WAR 903.026 1 SCHEIBE OF	*ITEM 22 WAS 903.026 1 WASHER N CHAM*			
		SWF 21.302 WIRD 907.147 1 RING	*SWF 21.302 GETS 907.147 1 RING*			
		SWF 21.338	*SWF 21.338*			
		POS. 23 WAR 907.147 1 RING SWF 21.338	*ITEM23 WAS 907.147 1 RING SWF 21.338*			
		WIRD 903.026 1 SCHEIBE OF SWF 21.302	*GETS 903.026 1 WASHER N CHAM*			
		NACH BEDARF	*SWF 21.302 AS REQUIRED*			
		POS. 31 099.491 SWF 13.201 FETT	*ITEM 31 099.491 SWF 13.201 GREASE*			
		SWF 13.201 NACH BEDARF	*SWF 13.201 AS REQUIRED*			
	F15	ANZUGSMOMENT POS. 7 WAR 20-25 NM	*TIGHTENING TORQUE ITEM7 WAS 20-25 NM*			
		WIRD 11-14 NM	*GETS 11-14 NM*			
	J16	MASS WAR 189.4 WIRD (189.4)	*DIM. WAS 189.4 GETS (189.4)*			
	H15	MASS WAR 95 WIRD (95)	*DIM. WAS 95 GETS (95)*			
	J11	MASS WAR 63 WIRD (63)	*DIM. WAS 63 GETS (63)*			
	H11	MASS WAR 113 WIRD (112.7)	*DIM. WAS 113 GETS (112.7)*			
	H9	MASS WAR 107 WIRD (107)	*DIM. WAS 107 GETS (107)*			
	K5	MASS WAR R44 WIRD (R44)	*DIM. WAS R44 GETS (R44)*			
	J5	MASS WAR 80 WIRD (80)	*DIM. WAS 80 GETS (80)*			
	J5-6	MASS WAR R25.2 WIRD (R25.2)	*DIM. WAS R25.2 GETS (R25.2)*			
	K4-5	KENNZEICHNUNG D IN A16-64 DIN 30640	*TRADEMARK D TO A16-64 DIN 30640*			
		ENTFERNT	*DELETED*			
	K4-5	KD.-NR. 5 000 927 646 IN A5-20	*CL.-NO. 5 000 927 646 TO A5-20*			
		DIN 30640 AUF GEHAEUSE AUFGESTEMPELT	*DIN 30640 ON HOUSING STAMPED*			
		ENTFERNT	*DELETED*			
	A2	KUNDEN-NR. 5 000 927 646 ENTFERNT	*CLIENT REF.NO. 5 000 927 646 DELETED*	01.03.00	SCHA.	
01511350		ANZUGSMOMENT POS. 7 WAR 11 BIS 14 NM	*TIGHT. TORQUE ITEm 7 WAS 11 TO 14 NM*			
		WIRD 20 BIS 25 NM	*TO BE 20 TO 25 NM*	03.07.01	STALLER	
03511323	F16	ANZUGSMOMENT POS.9 WAR 5-7Nm WIRD	*TIGHTENING TORQUE ITEM.9 WAS 5-7Nm*			
		4.5-6Nm	*BEC.4.5-6Nm*	15.05.03	KOEHLER	

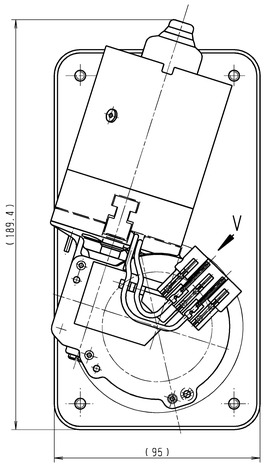

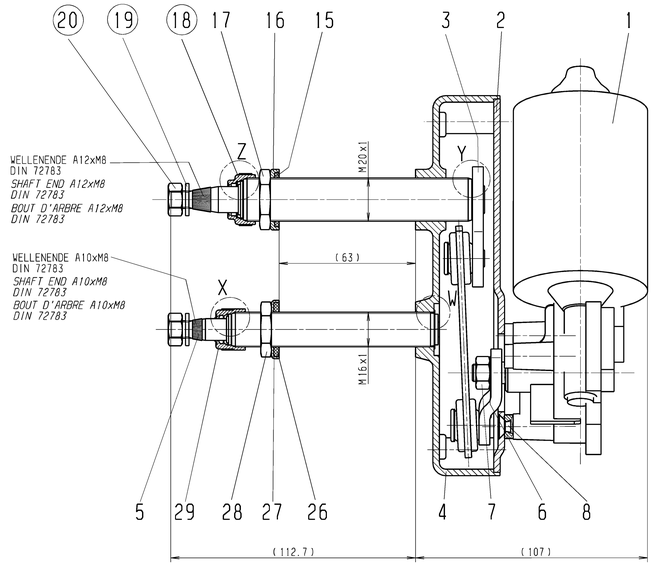

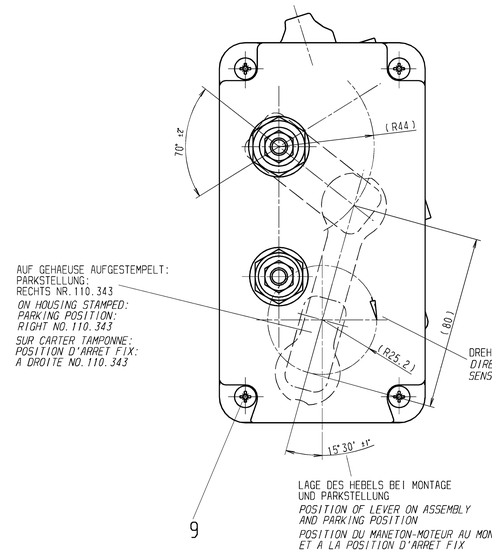

AUF GEHAEUSE AUFGESTEMPELT:
PARKSTELLUNG:
RECHTS NR. 110.343
ON HOUSING STAMPED:
PARKING POSITION:
RIGHT NO. 110.343
SUR CARTER TAMPONNE:
POSITION D'ARRET FIX:
A DROITE NO. 110.343

DREHRICHTUNG
DIRECTION OF ROTATION
SENS DE ROTATION

LAGE DES HEBELS BEI MONTAGE
UND PARKSTELLUNG
POSITION OF LEVER ON ASSEMBLY
AND PARKING POSITION
POSITION DU MANETON-MOTEUR AU MONTAGE
ET A LA POSITION D'ARRET FIX

MOTOR MUSS BEI PRUEFSPANNUNG UND BETRIEBSMOMENT
IN PARKSTELLUNG LAUFEN (AUSLIEFERUNGSZUSTAND)
MOTOR MUST RUN TO PARKING POSITION UNDER OPERATING
TORQUE, WITH TEST VOLTAGE (CONDITION AS-DELIVERED)
LE MOTEUR DOIT ETRE MIS EN POSITION D'ARRET FIX
A LA TENSION DE CONTROLE ET A COUPLE D'ULTILISATION

ANZUGSMOMENTE *TIGHTENING TORQUE*

POS. 7 = 20	BIS 25 NM	*ITEM 7 = 20*	*TO 25 NM*
POS. 8 = 12	BIS 15 NM	*ITEM 8 = 12*	*TO 15 NM*
POS. 9 = 4.5	BIS 6 NM	*ITEM 9 = 4.5*	*TO 6 NM*
POS. 17 = 14	BIS 20 NM	*ITEM 17 = 14*	*TO 20 NM*
POS. 20 = 16	BIS 20 NM	*ITEM 20 = 16*	*TO 20 NM*
POS. 28 = 14	BIS 20 NM	*ITEM 28 = 14*	*TO 20 NM*

COUPLE DE SERRAGE

VOR DEMONTAGE DES GEHAEUSES, DIE SO ○
GEKENNZEICHNETEN POSITIONEN LOESEN
BEFORE REMOVING HOUSING ITEM MARKED WITH ○
MUST BE REMOVED
AVANT DEMONTAGE DU CARTER DEMONTER LES
REPERES ENTOURES PAR UN ○

ALLE BEWEGLICHEN TEILE GEFETTET MIT ◑
ALL MOVING PARTS GREASED WITH
TOUTES LES PIECES AVEC

RINGE GEFETTET MIT ◭
RINGS GREASED WITH

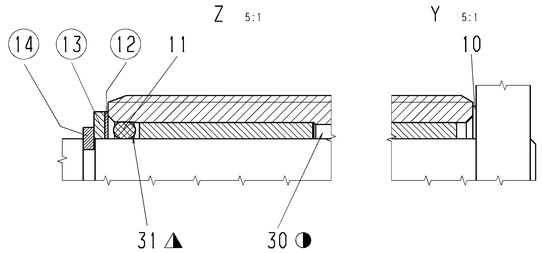

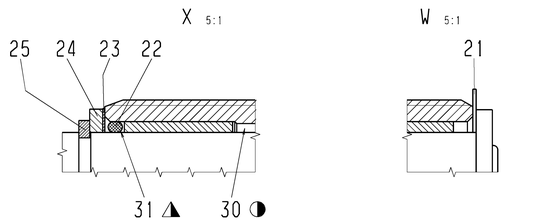

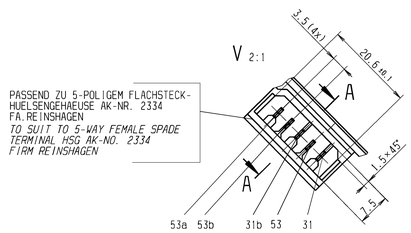

PASSEND ZU 5-POLIGEM FLACHSTECK-
HUELSENGEHAEUSE AK-NR. 2334
FA.REINSHAGEN
TO SUIT TO 5-WAY FEMALE SPADE
TERMINAL HSG AK-NO. 2334
FIRM REINSHAGEN

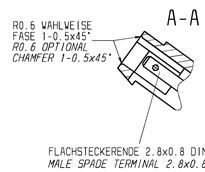

SCHALTPLAN
CIRCUIT DIAGRAM
SCHEMA DE BRANCHEMENT

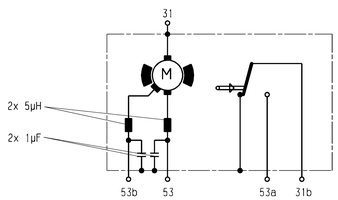

LEISTUNGSWERTE
CHARACTERISTICS
CARACTERISTIQUES TECHNIQUE

NENNSPANNUNG *NOMINALE VOLTAGE TENSION NOMINALE*	U_n	=	24 V
PRUEFSPANNUNG *TEST VOLTAGE TENSION DE CONTROLE*	U_p	=	26 V
DREHZAHL *SPEED VITESSE*	n_{B1}	=	35±4 MIN^{-1}
DREHZAHL *SPEED VITESSE*	n_{B2}	=	55±5 MIN^{-1}
ANZUGSMOMENT *STARTING TORQUE COUPLE A L'ARRACHE*	M_A	=	24 NM
BETR. MOMENT *OPERATING TORQUE COURLE D'UTILISATION*	M_B	=	1 NM

GRAISSE	31	099.491	0.00		FETT	*GREASE*	SWF 13.201		05
GRAISSE	30	099.496	0.00		FETT	*GREASE*	SWF 13.201		05
CAPUCHON	29	907.054	1.00		KAPPE	*CAP*	907.054		
ECROU	28	900.748	1.00		MUTTER SKT	*HEXAGONAL NUT*	SWF 21.203		
RONDELLE	27	900.652	1.00		SCHEIBE BO	*FLANGE WASHER*	SWF 21.307		
RONDELLE	26	900.032	1.00		SCHEIBE OF	*WASHER N CHAM*	SWF 21.304		
JONC	25	908.463	1.00		RING SI	*CIRCLIP*	SWF 21.321		
RONDELLE	24	905.278	1.00		SCHEIBE OF	*WASHER N CHAM*	SWF 21.302		
JOINT TORIQUE	23	903.026	1.00		SCHEIBE OF	*WASHER N CHAM*	SWF 21.302		05
RONDELLE	22	907.147	1.00		RING	*RING*	SWF 21.338		
RONDELLE	21	908.224	1.00		SCHEIBE FE	*SPRING WASHER*	SWF 21.305		
ECROU	20	900.026	2.00		MUTTER SKT	*HEXAGONAL NUT*	SWF 21.201		
RONDELLE D'ARRET	19	902.137	2.00		RING FE	*SPRING RING*	SWF 21.312		
CAPUCHON	18	905.557	1.00		KAPPE	*CAP*	905.557		
ECROU	17	900.750	1.00		MUTTER SKT	*HEXAGONAL NUT*	SWF 21.203		
RONDELLE	16	905.560	1.00		SCHEIBE	*DISC*	905.560		
RONDELLE	15	905.573	1.00		SCHEIBE OF	*WASHER N CHAM*	SWF 21.304		
JONC	14	904.845	1.00		RING SI	*CIRCLIP*	SWF 21.321		
RONDELLE	13	905.557	1.00		SCHEIBE OF	*WASHER N CHAM*	SWF 21.302		
JOINT TORIQUE	12	907.283	1.00		SCHEIBE OF	*WASHER N CHAM*	SWF 21.302		05
RONDELLE	11	906.098	1.00		RING	*RING*	SWF 21.338		
RONDELLE	10	901.941	1.00		SCHEIBE FE	*SPRING WASHER*	SWF 21.305		
VIS	09	912.030	4.00		SCHRAUBE LKSF	*SCREW CO ST*	912.030		
VIS	08	914.529	3.00		SCHRAUBE SMK	*SCREW CSK C*	914.529		
ECROU	07	900.026	1.00		MUTTER SKT	*HEXAGONAL NUT*	SWF 21.201		
RONDELLE	06	912.054	1.00		SCHEIBE FE	*SPRING WASHER*	SWF 21.305		
AXE FOU	05	186.730	1.00	ZUS	ACHSE WISCH	*WIPER SHAFT*	186.730		
CARTER	04	191.490	1.00	ZUS	GEHAEUSE	*HOUSING*	191.490		
EMBIELLAGE	03	107.959	1.00		GESTAENGE	*LINKAGE UNIT*	SWF 31.361	1	
PLAQUE	02	191.487	1.00		PLATTE	*PLATE*	191.487		
MOTEUR E.V.	01	404.110	1.00	SWMK	WISCHERMOT MK	*WIPERMOTOR MK*	404.110		
	Pos. *Item*	Sachnr. *Part No.*	Menge *Quant.*	K-Bez	K-Benennung	*Title*	Zeichng.-Nr. *Drawing No.*	Form. *Form.*	Blatt *Sheet* / Bem. *Rem.*

bez. Sach-Nr. *for part-No.* 110.343 — Bemerkungen n. SWF 04.302 *Remarks to SWF 04.302*

F08	01.03.00	WA	00511264
F05	05.10.98	TEW	117075
Freigabe-St. *Release-level*	Datum *Date*	genehmigt *approved*	Referenz *Reference*

bez. S-Nr. *for part-No.* 110.343

Alle Maesse in mm *All dimensions in mm* — Massstab *Scale* 1:1 — Valeo — SCACC Werte *SCACC values*

Kurz-Benennung *Title*: WISCHERANLAGE / *WIPER SYSTEM*

Art-Nr *Cat.*: 0100

	Tag *Date*	Name *Name*
Bearb. *Drawn*	12.09.97	SCHA.
Gepr. *Checked*	25.03.99	Thomas
Tech. *Tech. checked*		

LR G — Zeichnungs-Nr *Drawing no.* 110.343 — Blatt *Sheet* — von *of* — Format F

Valeo Auto-Electric GmbH & Co.KG
Stuttgarter Str.119 D-74321 Bietigheim

Ers.f. *Sub. for* 107.858
Ers.d. *Sub. by*

computerdrawing plotted at JUNE 26, 2003 13:56

Schutzvermerk nach DIN ISO 16016. copyright reserved